




Minutes Past the Hour

I can tell and write the time in minutes past the hour.




1) Underneath each clock, write the time shown.


a)




b)




c)




d)



e)



f)






g)




h)




2) Use a ruler to draw hands on the clock faces to show these times:

a)




17 minutes past 7

b)




24 minutes past 3

c)



22 minutes past 9




d)



13 minutes past 7



Minutes Past the Hour Answers


Question	Answer
1.	Underneath each clock, write the time shown.
a.	<i>17 minutes past 5</i>
b.	<i>9 minutes past 10</i>
c.	<i>21 minutes past 9</i>
d.	<i>4 minutes past 6</i>
e.	<i>14 minutes past 8</i>
f.	<i>29 minutes past 4</i>
g.	<i>7 minutes past 2</i>
h.	<i>21 minutes past 8</i>
2.	Use a ruler to draw hands on the clock faces to show these times:
a.	b. 
c. 	d. 

Minutes Past the Hour


I can tell and write the time in minutes past the hour.

1) Underneath each clock, write the time shown.


a)




b)




c)




d)



e)




f)






g)




h)




2) Use a ruler to draw hands on the clock faces to show these times:

a)




24 minutes past 4

b)




13 minutes past 8

c)






11 minutes past 7

d)





Minutes Past the Hour Answers

Question	Answer
1.	Underneath each clock, write the time shown.
a.	<i>29 minutes past 7</i>
b.	<i>11 minutes past 4</i>
c.	<i>2 minutes past 3</i>
d.	<i>18 minutes past 8</i>
e.	<i>19 minutes past 2</i>
f.	<i>26 minutes past 12</i>
g.	<i>8 minutes past 11</i>
h.	<i>23 minutes past 10</i>
2.	Use a ruler to draw hands on the clock faces to show these times:
a.	b. 
c. 	d. 




Minutes Past the Hour

I can tell and write the time in minutes past the hour.




1) Underneath each clock, write the time shown.


a)




b)




c)




d)



e)




f)






g)




h)




2) Use a ruler to draw hands on the clock faces to show these times:

a)




23 minutes past 6

b)




18 minutes past 3

c)



13 minutes past 4


d)






Draw the time to answer the questions.


3) At 10 past 12, I start to eat my lunch. It takes me 9 minutes. What time do I finish eating my lunch?




4) At 5 past 8, I start to write a letter. It takes me 21 minutes to write it. What time do I finish writing the letter?



5) At 20 past 6, my favourite TV programme comes on TV. It lasts 9 minutes. At what time does it end?






6) I put cakes in the oven at 5 past 1. They need to cook for 18 minutes. What time should they come out of the oven?








Minutes Past the Hour **Answers**

Question	Answer
1.	Underneath each clock, write the time shown.
a.	<i>9 minutes past 9</i>
b.	<i>18 minutes past 4</i>
c.	<i>29 minutes past 10</i>
d.	<i>3 minutes past 7</i>
e.	<i>16 minutes past 12</i>
f.	<i>29 minutes past 3</i>
g.	<i>8 minutes past 8</i>
h.	<i>2 minutes past 5</i>
2.	Use a ruler to draw hands on the clock faces to show these times:
a.	b. 
c. 	d. 



Minutes Past the Hour Answers

Question	Answer
3.	At 10 past 12, I start to eat my lunch. It takes me 9 minutes. What time do I finish eating my lunch?
	
4.	At 5 past 8, I start to write a letter. It takes me 21 minutes to write it. What time do I finish writing the letter?
	
5.	At 20 past 6, my favourite TV programme comes on TV. It lasts 9 minutes. At what time does it end?
	
6.	I put cakes in the oven at 5 past 1. They need to cook for 18 minutes. What time should they come out of the oven?
